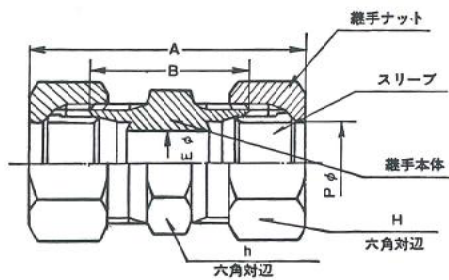



3.5MPa (35kgf/cm²) B1型銅管くい込継手

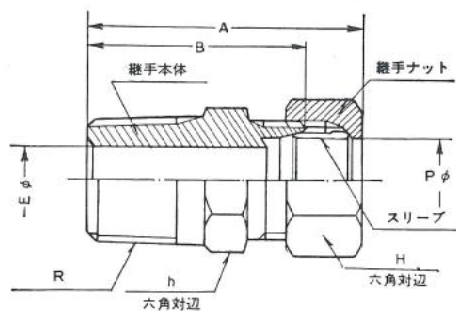

GU-1型 B1 UNION



単位: mm

| 呼称 Designation of Joints | P | A | B | E | h | H |
|-----------------------------|----|----|----|-----|----|----|
| 4-B1 | 4 | 35 | 20 | 2.5 | 8 | 10 |
| 6-B1 | 6 | 38 | 22 | 4 | 10 | 12 |
| 8-B1 | 8 | 39 | 23 | 6 | 12 | 14 |
| 10-B1 | 10 | 42 | 25 | 8 | 14 | 17 |
| 12-B1 | 12 | 46 | 26 | 10 | 17 | 19 |
| 14-B1 | 14 | 46 | 27 | 11 | 21 | 23 |
| 15-B1 | 15 | 46 | 27 | 12 | 21 | 23 |
| 20-B1 | 20 | 50 | 30 | 17 | 26 | 29 |
| 25-B1 | 25 | 54 | 34 | 20 | 20 | 36 |

GC型 B1 MALE CONNECTOR



単位: mm

| 呼称 Designation of Joints | P | R | A | B | E | h | H |
|-----------------------------|----|-----|------|----|-----|----|----|
| 4 × 1/8 | 4 | 1/8 | 31 | 23 | 2.5 | 10 | 10 |
| 6 × 1/8 | 6 | 1/8 | 32 | 24 | 4 | 10 | 12 |
| 6 × 1/4 | 6 | 1/4 | 37 | 29 | 4 | 14 | 12 |
| 6 × 3/8 | 6 | 3/8 | 38 | 30 | 4 | 17 | 12 |
| ※ 6 × 1/2 | 6 | 1/2 | 44.5 | 37 | 4 | 23 | 12 |
| 8 × 1/8 | 8 | 1/8 | 33 | 25 | 4 | 12 | 14 |
| 8 × 1/4 | 8 | 1/4 | 37 | 29 | 6 | 14 | 14 |
| 8 × 3/8 | 8 | 3/8 | 38 | 30 | 6 | 17 | 14 |
| ※ 8 × 1/2 | 8 | 1/2 | 45 | 37 | 6 | 23 | 14 |
| 10 × 1/8 | 10 | 1/8 | 35 | 26 | 4 | 14 | 17 |
| 10 × 1/4 | 10 | 1/4 | 38 | 30 | 6 | 14 | 17 |
| 10 × 3/8 | 10 | 3/8 | 39 | 31 | 8 | 17 | 17 |
| ※ 10 × 1/2 | 10 | 1/2 | 46 | 37 | 8 | 23 | 17 |
| 12 × 1/4 | 12 | 1/4 | 39 | 31 | 6 | 17 | 19 |
| 12 × 3/8 | 12 | 3/8 | 40 | 32 | 8.5 | 17 | 19 |
| ※ 12 × 1/2 | 12 | 1/2 | 46 | 37 | 10 | 23 | 19 |
| 14 × 3/8 | 14 | 3/8 | 43 | 33 | 8.5 | 21 | 23 |
| 14 × 1/2 | 14 | 1/2 | 47 | 37 | 11 | 23 | 23 |
| 15 × 3/8 | 15 | 3/8 | 43 | 33 | 8.5 | 21 | 23 |
| 15 × 1/2 | 15 | 1/2 | 47 | 37 | 12 | 23 | 23 |
| 20 × 1/2 | 20 | 1/2 | 48 | 39 | 12 | 26 | 29 |
| 20 × 3/4 | 20 | 3/4 | 51 | 42 | 17 | 29 | 29 |
| 25 × 3/4 | 25 | 3/4 | 53 | 43 | 17 | 32 | 36 |
| 25 × 1" | 25 | 1" | 56 | 46 | 20 | 35 | 36 |

※印は標準品外

NPT ネジ在庫有り